







FEED BIOSECURITY BUILDING BLOCKS

**PCR Benchtop
Analysis &
Viable PCR**


**In Vitro
Lab Analysis**

**Natural Infectivity
Proof of Concept
(Ice Block Challenge)**

Clinical Bioassay

Definition	Pros	Cons	Kemin
Widely used tools for the detection of genetic material	Rapid and widely available and pathogen specific	Unable to differentiate between infectious and non-infectious genetic material	 1,2,3,4,5,6,7,8
Technique able to identify cytopathic, or viability of pathogens in cell cultures	Able to understand infectivity of pathogens	Time and labor intensive	 1,3,4,9
Simulation of pathogen contamination using realistic feeding patterns	Real world contamination model	Less control of animal infections	 8
Simulation of pathogen contamination using controlled feeding patterns	Complete control of animal infection model	Highly controlled environment	 1,2,3,4,5,6,7,9

How does your feed biosecurity program **measure up?**



SAFETY IS KEMIN'S TOP PRIORITY



Proven and Approved – Sal CURB is an antimicrobial utilizing FDA-approved applications for formaldehyde on livestock and poultry feeds, including feed ingredients.



Safety – Backed by third-party Certified Safety Professionals®, our experts provide situational-based training and support to meet regulatory requirements.



Dedicated Team – Kemin Customer Laboratory Services, remote tank monitoring, and a dedicated Pathogen Control Team are all part of our commitment to exceptional service.

References:

1. Dee, S., et al. (2015, July). An evaluation of porcine epidemic diarrhea virus survival in individual feed ingredients in the presence or absence of a liquid antimicrobial. *Porcine Health Management*. 1(1):9.
2. Effect of Sal CURB® on PEDv transmission via contaminated feed. 2015. TD-16-00196
3. Dee, S., et al. (2016, March). Modeling the transboundary risk of feed ingredients contaminated with porcine epidemic diarrhea virus. *BMC Veterinary Research*. 12(1):51.
4. Dee, S. and P. Webb. (2019). Foreign Animal Disease (FAD) Preparedness & Mitigation Efforts Update. Minnesota Pork Congress. Minneapolis, Minnesota.
5. R. A. Cochrane, S. S. Dritz, J. C. Woodworth, A. R. Huss, C. R. Stark, M. Saensukjaroenphon, J. M. DeRouche, M. D. Tokach, R. D. Goodband, J. F. Bai, Q. Chen, J. Zhang, P. C. Gauger, R. J. Derscheid, R. G. Main, C. K. Jones. 196 Assessing the effects of medium chain fatty acids and fat sources on PEDV RNA stability and infectivity, *Journal of Animal Science*, Volume 95, Issue suppl_2, March 2017, Page 94, <https://doi.org/10.2527/asasmw.2017.12.196>
6. Annie B Lerner, Roger A Cochrane, Jordan T Gebhardt, Steve S Dritz, Cassandra K Jones, Joel M DeRouche, Mike D Tokach, Robert D Goodband, Jianfa Bai, Elizabeth Porter, Joe Anderson, Phillip C Gauger, Drew R Magstadt, Jianqiang Zhang, Benjamin Bass, Theodore Karnezos, Brenda de Rodas, Jason C Woodworth. Effects of medium chain fatty acids as a mitigation or prevention strategy against porcine epidemic diarrhea virus in swine feed, *Journal of Animal Science*, Volume 98, Issue 6, June 2020, skaa159, <https://doi.org/10.1093/jas/skaa159>
7. Jordan T Gebhardt, Roger A Cochrane, Jason C Woodworth, Cassandra K Jones, Megan C Niederwerder, Mary B Muckey, Charles R Stark, Mike D Tokach, Joel M DeRouche, Robert D Goodband, Jianfa Bai, Philip C Gauger, Qi Chen, Jianqiang Zhang, Rodger G Main, Steve S Dritz. Evaluation of the effects of flushing feed manufacturing equipment with chemically treated rice hulls on porcine epidemic diarrhea virus cross-contamination during feed manufacturing, *Journal of Animal Science*, Volume 96, Issue 10, October 2018, Pages 4149–4158, <https://doi.org/10.1093/jas/sky295>
8. Dee, S., et al. (2020, July). An evaluation of additives for mitigating the risk of virus-contaminated feed using an ice-block challenge model. *Transboundary and Emerging Diseases*. 00:1-13.
9. Dee, S., C. Neill, T. Clement, J. Christopher-Hennings and E. Nelson. (2014, Sept.). An evaluation of a liquid antimicrobial (Sal CURB®) for reducing the risk of porcine epidemic diarrhea virus infection of naïve pigs during consumption of contaminated feed. *BMC Veterinary Research*. 10(1):220.



kemin.com/salcurb